



Pressure sensitive electric switch

Patent Number:  [GB2064873](#)

Publication date: 1981-06-17

Inventor(s):

Applicant(s): EVENTOFF FRANKLIN NEAL









Requested Patent:  [GB2134321](#)

Application Number: GB19800037047 19801119


Priority Number (s): US19790097610 19791126; US19800110416 19800107; US19800135386 19800331; US19800140921 19800416; US19800140937 19800416

IPC Classification: H01H1/02; H01H13/52

EC Classification: [B60C23/04C](#), [H01H1/02B](#), [H01H13/70B](#)

Equivalents: [AU544234](#), [CA1153801](#),  [DE3044384](#),  [FR2470435](#),  [GB2134320](#),  [GB2134322](#),  [IT1143185](#),  [NL8006409](#),  [SE452925](#),  [SE8008205](#)

Abstract

A pressure responsive electric switch has at least one pair of first (104) and second (112) conductors in spaced-apart relationship with at least one pressure sensitive resistive conductor (106, 114) is disposed in a position to interconnect the conductors when a force is applied. The invention may be incorporated in multiple touch switches having the conductors (220, 240) Figure 7 disposed side by side or stacked one above the other as in Figure 10 (not shown). The resistive conductor may be made from molybdenum disulphide particles with a resin binder and may include powdered carbon. 

Data supplied from the esp@cenet database - I2